


7300 Series Bench Weighing scales...

Extra rugged and dependable... Default settings for UPS Online, Clipper Ship, Fairbanks or Mettler Toledo emulation + option outputs for Ethernet, analog (0-10 VDC or 4-20 mA), standard RS-232, remote displays:

Better than the competition: Heavy duty CAST base construction and standard resolution of 10,000 counts make our shipping/receiving/bench weighing scales the standard of the industry.


- ◆ Proven PLUS+ Series universal Main Board technology - consistent design
- ◆ 4 Year Limited Warranty
- ◆ Remote Displays - just plug and play
- ◆ Capacities from 2/5 lbs (8 x 8" platforms) to popular 10, 20, 50, 100, 150, and 200 lbs models with 10,000 standard display graduations
- ◆ Standard Lbs/Kgs or choose any 2 weighing units
- ◆ Programmable and flexible RS-232 (DB9 located in cavity under the scale) has default settings for UPS WorldShip™ and many other shipping systems
- ◆ Optional Ball tops for shipping applications



SS6200 Series SS Bench Scales for SANITARY APPLICATIONS...

Large, 12 x 14" Stainless Steel platform has 2" lip at rear - includes indicator of your choice

- ◆ Environmentally sealed load cell for wet areas
- ◆ Package includes choice of indicator and SS column
- ◆ Suitable for weighing foods or ingredients in 90% of all sanitary situations
- ◆ High value - low package price
- ◆ Unique features include Parts Counting, Setpoint Relays, Over/Under /Accept displays, programmable data interfaces, and more (depending on indicator model selected)
- ◆ Two Year Limited Warranty






Huge 12 x 14" platform... highly adaptable with standard indicator features. Uniquely versatile for a wide range of custom applications with standard design feaures and options. Package includes indicator.
Open architecture (shown in view above far right). Common parts for fast, easy installation and service.

Indicator/Platform packages make IDEAL shipping/receiving scales

Choose the Scale indicator that suits your needs; then match it to the platform that fits your application. Choose from a wide range of standard and custom platforms with ball transfer or roller top plates.



Free matching and drop shipping with your choice of indicator: B&R's 7500+ and 7600+ (L) with parts counting feature and quick disconnect for load cell use the classic B&R's Scale set up; 7600E® and 7400 (below) for truck in/out or heavy capacity weight only applications. NTEP and Canada COC for 10,000 divisions. Wide selection of outputs and features. 15-20 year service life and Sustained Accuracy included no/charge! MADE IN USA

